

RETAIN THIS FORM FOR USE IN
CONNECTION WITH PREPARATION
OF YOUR FEDERAL AND TERRITO-
RIAL TAX RETURN

U. S. NAVY YARD, PEARL HARBOR, T. H.

EMPLOYEE'S STATEMENT OF EARNINGS AND DEDUCTIONS


030133	04	08	45	6320	3792	316	3750	1780	900	3366
BADGE NUMBER	MO.	DAY	YEAR	REGULAR TIME (SUBJECT TO 5% RETIREMENT DEDUCTION) (1)	OVERTIME (NOT SUBJECT TO RETIREMENT DEDUCTION) (2)	RETIREMENT (3)	BOND (4)	WITHHOLDING TAX (5)	ALLOTMENT (6)	NET PAY (7)


THIS IS A RECORD OF YOUR EARNINGS AND DEDUCTIONS FOR THE PAY PERIOD AS INDICATED


GROSS PAY (TOTAL AMOUNT EARNED) = COLUMN 1 PLUS COLUMN 2.


DEDUCTIONS = COLUMNS 3, 4, 5, 6.


NET PAY = COLUMNS 1 PLUS 2 MINUS COLUMNS 3, 4, 5, 6.


 de Estudiantes


 de Estudiantes


 de Estudiantes

 Residencia
de Estudiantes

 Residencia
de Estudiantes

 Residencia
de Estudiantes

 Residencia
de Estudiantes

 Residencia
de Estudiantes

 Residencia
de Estudiantes