

M.E.T.P. No. 4 PART II.

TO BE CARRIED IN YOUR AB 64.

Y O U

NEED NOT BECOME A

GAS CASUALTY

In future operations GAS may be encountered in any Theatre of War, either in the form of a CLOUD or SMOKE, or as a LIQUID.

YOU have been issued with items of Personal Anti-gas Equipment for YOUR OWN protection.

Do YOU know what these are and how to use them?

If NOT, turn over these pages and LEARN NOW.....

3.

RESPIRATOR

Protects you against all War Gases, other
than Liquid Blister Gas.



Do YOU know your Respirator Drill?

4.
COTTON WASTE

The first thing to use **IMMEDIATELY**
you detect **LIQUID** on your skin.

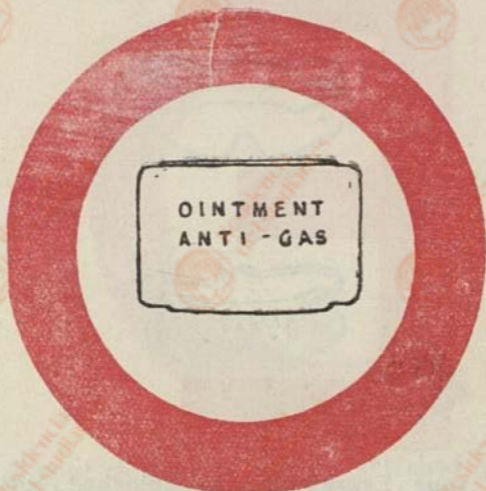


Swab off any Liquid drops.
Destroy the swab after use.

5.

OINTMENT.

The second thing to use.



Rub in vigorously for 30 seconds to those parts of your skin from which you have swabbed the LIQUID.

AVOID YOUR EYES AND EYELIDS.

EYESHIELDS.

6.

One drop of Liquid Blister Gas in
your EYE will blind you.



If your Eyeshields are splashed with
Liquid, change them at this stage.

When Chemical Warfare begins, **ALWAYS**
wear your Eyeshields when you are in
the open and there is danger of air attack.

CLOTHING.

7.

Liquid Blister Gas will penetrate your Clothing quickly and cause injury to the skin underneath.



If your clothing is heavily splashed with Liquid, TAKE OFF CLOTHING.

If there are a few drops only:

B.D.- Rub ointment on both sides of the clothing where the drops occur, and on the skin underneath. K.D.-Cut away the spots.

DETECTORS.

Turn RED to LIQUID, thereby denoting you have been splashed.

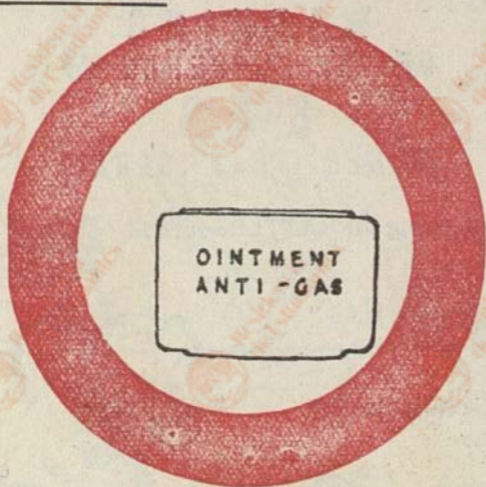


If your detectors have been heavily splashed, change them, so that you may know when you are splashed again.

Decontaminate your RIFLE or PISTOL.

OINTMENT.

9.



You have been handling contaminated objects.

Re-apply ointment to your hands as an added protection.

WARNING
OF THE PRESENCE OF
GAS
(OTHER THAN SPRAY)

On hearing the RATTLE sounded
or
the word "GAS"
or
detecting Gas by



SIGHT



or SMELL



YOU WILL

1. Stop breathing.
2. Adjust your respirator.
3. Carry on with your job.

BILL

remembered.....



11.



.....CHARLIE forgot.



If you hear the word

"SPRAY"

look at your Detectors.

Should these indicate that you
have been splashed, carry out

PERSONAL DECONTAMINATION

the sequence being:—

Cotton Waste

Ointment

Eyeshields

Clothing

Detectors & Weapons

Ointment.

See previous pages.

CAPE.

13.

COECDB

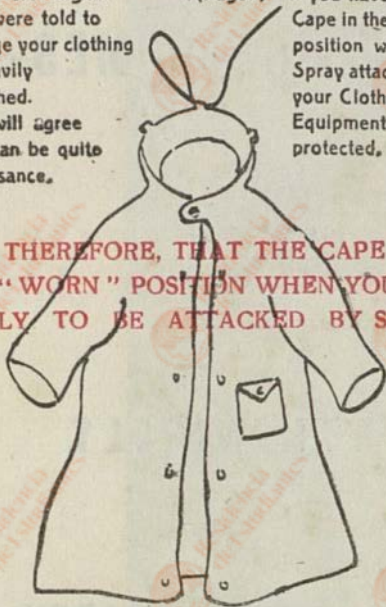
(Page 7)

Under Clothing In (COECDB)
you were told to
change your clothing
if heavily
splashed.

You will agree
this can be quite
a nuisance.

If you have your
Cape in the " WORN "
position when a
Spray attack occurs,
your Clothing and
Equipment are
protected.

SEE, THEREFORE, THAT THE CAPE IS IN
THE " WORN " POSITION WHEN YOU ARE
LIKELY TO BE ATTACKED BY SPRAY.



If your cape is splashed, carefully swab off
the Liquid with sand or grass.
Do NOT use up your Cotton Waste.

14.

WHEN GAS COMES--

KEEP CALM.

ACT WISELY.

CARRY ON.